



**ENVIROLUX**  
ENERGY SYSTEMS



## LED ARCHITECTURAL STYLE FIXTURE

### VALTED TROFFER SERIES

Project: \_\_\_\_\_

Date: \_\_\_\_\_

Comments: \_\_\_\_\_

### Product Benefits

- Best value in architectural troffers
- 10 year limited warranty
- Maximum rebates with ASHRAE 90.1-2010 & CA Title 24 compliance
- Minimum 100,000 of energy savings
- Up to 118 lumens /watt
- Stunning, dust-free lens design
- Excellent light uniformity
- Slim profile for low plenums
- Easy install into all ceiling grid types

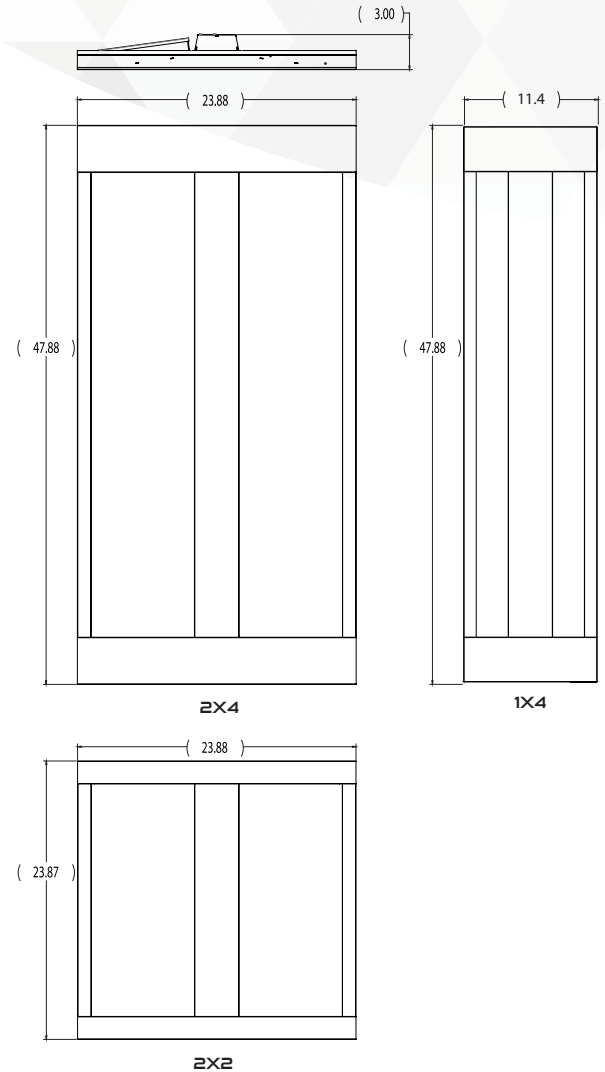
### Performance & Specifications

Efficacy ..... up to 118 L/W  
 Color Temperature ..... 3500/4000/5000K  
 CRI ..... >80 min  
 Dimming ..... 0-10V  
 Input voltage range ..... 120/277V  
 L70 Lifetime ..... min 100,000 hrs  
 Limited Warranty ..... 10 Year

Frame	Color Temp (K)	Input Power (W)	Max Lumens	Efficacy
2x4	3500 4000 5000	19	2201*	114
		30	3310	111
		37	3820	103
		41	4810	117
2x2		21	2369	118
		30	3319	111
		37	3736	102
1x4		19	2201	104
		29	3307	107
		37	3820	103

\*2200L 2x4 not a DLC qualified SKU

### Measurements



### Qualifications



1304 NE 154th St. #102, Vancouver, WA 98685 [www.envirolux.com](http://www.envirolux.com)  
 orders@envirolux.com T: 800.914.8779 F: 888.449.2455


© EnviroLux Energy Systems® 2015 All rights reserved.

Unauthorized reproduction prohibited. Images and information on this document are for guidance only and are subject to change without prior notice. Always consult a licensed electrician prior to installation. Never modify products.

08.17.15




DISCRETE  
SENSOR MOUNTING



2X4 FRAME



1X4 FRAME



2X2 FRAME

**ENV-VAULT-TROFFER**



EnviroLux® can configure products to fit your specific needs. Contact us for more details!

Model	Product Size	Wattage	Color Temp.	Battery & Transformers	Sensory Option
ENV-VAULT-TROFFER	1x4	19W 29W 37W	35K-3500K 40K-4000K 50K-5000K	<b>N</b> - None (standard) <b>B1</b> - Emergency Battery Power 900 lms <b>B2</b> - Emergency Battery Power 1300 lms <b>3</b> -347 V <b>4</b> -480 V	<b>N</b> -None Multiple Sensor Options are available. <b>See Indoor Sensing Solutions Spec Sheet</b>
	2x2	21W 30W 37W			
	2x4	19W 30W 37W			
Order Form					Qty
	__ x __	__ W*	__ K	—	—
		__ W*	__ K	—	—
		__ W*	__ K	—	—

\*Write-in custom wattage value if required, must be less than max wattage /size

**Example Order: ENV-VAULT-TROFFER-2X4-30W-35K-N-N**