

EnviroLux Led High Lumen 77 Watt Industrial linear Highbay



Project Name:	Project Information	Fixture Type:
Complete Catalog #:		Date:
Comments:		

The EnviroLux LED High Bay Fixture product line is available in several wattages with a wide choice of mounting configurations and optical distributions designed to replace HID lighting systems from 250w to 1000w MH or HPS. Typical commercial high bay lighting applications include commercial warehouse facilities, and manufacturing facilities where our up to 201 Lumens Per Watt and high CRI of 80 Efficiency, help factory workers best disseminate their production equipment and surroundings for safety. Fixture wattages for mounting heights of up to 100 feet are available.

Specifications and Features:

Housing:

Designed for ease of installation and maintenance. Economical mounting system can provide dramatic savings in installation labor. Powder coated white high grade aluminum housing, not painted steel. This allows for optimum heat dissipation. Durable stainless steel mounting hardware. No need to drill through the housing for installation, so installation time is dramatically reduced, lowering costs. Optional stainless steel bail for chain/cable hung installations.

Listing & Ratings:

CSA: Listed for Dry Locations, ANSI/UL 1598, 8750; IP54

Finish:

Powdercoat Finish Over Aluminum Housing.

Mounting Options:

Mount with Included V-Hangers. Includes a 3' 3-Wire Cord with Leads.

LED:

Aluminum Metal Core - 2oz Copper Inlay

Wattage:

77 Watt

Driver:

Electronic Driver, 120-277V, 50/60Hz; Less Than 20% THD and PF>0.90. Standard Internal Surge Protection 6kV. 0-10V Dimming Standard for a Dimming Range of 100% to 10%; Dimming Source Current is 150 Microamps.

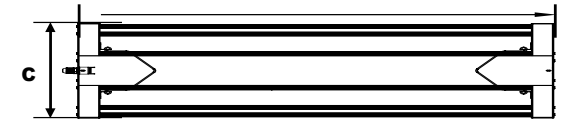
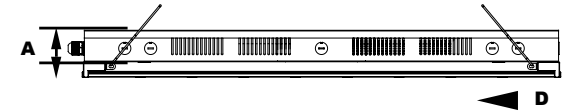
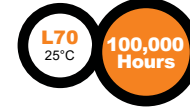
Controls:

Fixtures Ordered with Factory-Installed Photocell or Motion Sensor Controls are Internally Wired for Switching and/or 1-10V Dimming Within the Housing. Remote Direct Wired Interface of 1-10V Dimming is Not Implied and May Not Be Available, Please Consult Factory. Fixtures are Tested with EnviroLux Controls and May Not Function Properly With Controls Supplied By Others. Fixtures are NOT Designed for Use with Line Voltage Dimmers.

Warranty:

7-Year Warranty for -40°C to +50°C Environment.

See Page 2 for Projected Lumen Maintenance Table



Dimensions	Widths (C)	
Height (A)	3½"	77w 8¼"
Length (D)	46"	

Complete Units
Ordering Information
Example: HE-ENV-77W-LED-LHB-PS-UNV-XXXX

EnviroLux High Lumen 77 Watt Industrial Linear LED Highbay

Model	Wattage	Driver	CCT	Color	Options
HE-ENV=Linear LED Highbay	77=77w	UNV-PS=120-277V	5K=5000K	W=White	

SF=Single Fuse*
DF=Double Fuse*
SP=Surge Protection
M3=Microwave Sensor for Mounting Heights of 20 Feet or Above.*
CP6120W=6' White Cord, 3 Wire, L5-15P Twist-Lock Plug
CP6277W=6' White Cord, 3 Wire, L7-15P Twist-Lock Plug
C6600B=6' Black Cord, STW, 600VAC, 3 Wire, Leads
C6600W=6' White Cord, STW, 600VAC, 3 Wire, Leads
C4600B=4' Black Cord, SEOOV, 600VAC, 3 Wire, Leads
BU=Battery Backup, 90 Minutes*
EW=EnviroLux Wireless
GR=Gripple (Pair 10ft)

*120-277V Models Only.



Scan to watch our Made in USA video

Photometric Performance

LED Watts	Drive Current (mA)	Input Watts	Optics	Spacing Criteria	5000 CCT 80 CRI	
					Lumens	LPW
LED 77w	1750	77	Wide (100°)	1.16	15,477	201

Maintenance

Data shown for 5000 CCT TM-21-11	Input Watts	Compare to MH				Calculated LED Life
		Initial	25,000 Hrs	50,000 Hrs	100,000 Hrs	
L70 Lumen Maintenance @ 25°C / 77°F	All wattages up to and including 180w	1.00	0.89	0.79	0.58	100,000
L70 Lumen Maintenance @ 50°C / 122°F		1.00	0.86	0.72	0.44	54,000
L80 Lumen Maintenance @ 40°C / 104°F		1.00	0.87	0.74	0.47	70,000

NOTES:

1. Projected per IESNA TM-21-11. Data references the extrapolated performance projections for the 525mA base model in a 25°C ambient, based on 10,000 hours of LED testing per IESNA LM-80-08.
2. Compare to MH box indicates suggested Light Loss Factor (LLF) to be used when comparing to Metal Halide (MH) systems.

Photometric Data

