

Project Information	
Project Name:	Fixture Type:
Complete Catalog #:	Date:
Comments:	



The EnviroLux Small Slimline Flood Light is available with a wide choice of mounting configurations and optical distributions designed to replace HID lighting systems from 150w to 400w. Typical area lighting applications include retail centers, industrial parks, airports, and office buildings, close to beaches where Amber environmental lighting codes apply. Mounting heights of 14 to 25 feet can be used based on light level and uniformity requirements.

SPECIFICATIONS AND FEATURES:

HOUSING:
Die Cast Aluminum Housing and Front Frame, Integral Heat Sinking and Driver Compartment. Photocell Adaptable. Nickel-Plated Stainless Steel Hardware.

FINISH:
Textured Architectural Bronze Powdercoat Finish Over a Chromate Conversion Coating. Custom Colors Available Upon Request.

LENS:
Tempered Clear Flat Glass Lens or Tempered Clear Flat Prismatic Glass Lens.

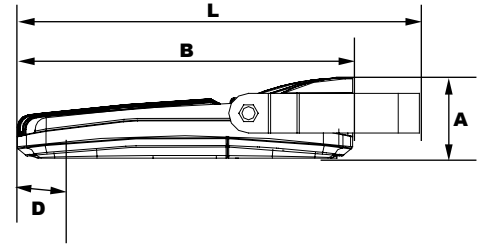
MOUNTING OPTIONS:
Mounts with Stealth Arm, Adjustable Slipfitter, 2³/₈" Diameter Mounting Arm Adapter, Yoke, Two-Piece Bracket or Easy Hang Wall Bracket (Factory Installed).

EnviroLux LED Engine:
192 LPW, 83CRI, Silicone Coated Aluminum Core Boards - Water and Humidity Proof

WATTAGE:
70W=Array: 70 System Watts: **Lumens: 12,768** (150-400W HID or Induction Equivalent.)

DRIVER:
Programmable Driver, 120-277V, 50/60Hz; Dimmable Driver.

Listing and RATINGS:
CSA Listed. Operating in Ambient Temperatures: -40°C to + 50°C IP67 Sealed LED Compartment.



Dimensions

- Width (D)** | 1 3/8" (340mm)
- Length (B)** | 15" (381mm)
- Height (A)** | 3 5/8" (92mm)

EnviroLux Small Slimline Flood Light



Scan to watch our Made in USA video

Model	Part Suffix	Driver	Wattage	CCT	Lens	Mounting	Options
EES	KH25-LED-PS	UNV=120-277V	70W	2700K 3000K 3500K 4000K 5000K			

EnviroLux Mesh Network can operate up to 500 fixtures on a wireless network from anywhere in the world.

CL=Clear

STA=Stealth Arm
SSF= Slipfitter
ALMAA= Mounting Arm Adapter
STY=Stealth Yoke
SSB=Two-Piece Swivel Bracket
KHEH=Easy-Hang Wall Bracket
NM=No Mount

EW=EnviroLux Wireless
SF=Single Fuse
DF=Double Fuse
SP=Surge Protection
M1=Motion Sensor, IR for mounting heights of 20ft to 35ft
M2=Motion Sensor, IR for mounting heights of 18ft or less
R3=3-Pin Twist Lock Photocell Receptacle
R7=7-Pin ANSI C136.41—2013 Twist Lock Photocell Receptacle with P18132 shorting cap
480v=480Volt



EnviroLux Small Slimline Flood Light Mounting and EPA

ADDITIONAL MOUNTING OPTIONS



Shown with "STA" Stealth Mounting Arm, Stealth Die-Cast Mounting Arm, Bronze Powdercoat Finish, Includes Hardware. Mounts Directly to Square Poles.



Shown with "ALMAA" Pole Mounting Arm Adaptor, Die-Cast Adaptor for 2 3/8" Horizontal Mounting Arms, Bronze Powdercoat Finish, Includes Hardware.



Shown with "STY" Yoke, Stamped Heavy-Duty Steel Yoke, Bronze Powdercoat Finish, Includes Hardware.



Shown with "SSF" External Mount Slipfitter, External Mount Die-Cast Adjustable Slipfitter for 2 3/8" Tenons, Bronze Powdercoat Finish, Includes Hardware.






Shown with "SSB" Two-Piece Swivel Bracket, Two-Piece Stamped Steel Adjustable Bracket, Bronze Powdercoat Finish, Includes Hardware.






Shown with "KHEH" Easy-Hang Wall Bracket, Die-Cast Easy-Hang Wall Bracket, Bronze Powdercoat Finish, Includes Hardware.

EPA (EFFECTIVE PROJECTED AREA) SHOWN WITH SMALL STEALTH ARM MOUNTING

Configuration	EPA (Sq. Ft.)	Weight (Lbs.)
 1	0.60	15 Lbs

Configuration	EPA (Sq. Ft.)	Weight (Lbs.)
 2@180° Mount	1.20	30 Lbs
 2@90° Mount	0.82	30 Lbs

Configuration	EPA (Sq. Ft.)	Weight (Lbs.)
 3@90° Mount	1.32	45 Lbs
 3@120° Mount	1.20	45 Lbs

Configuration	EPA (Sq. Ft.)	Weight (Lbs.)
 4@90° Mount	1.32	60 Lbs



Mounting Accessories (Order separately, Field installed)	
EES20RPZ	Die-Cast Adaptor for 3" to 4" Round Poles, Bronze Powdercoat Finish. Use with Stealth Mounting Arm only.
EES20WMZ	Die-Cast Wall Mount Adaptor, Bronze Powdercoat Finish. Use with STA Kitty Stealth Mounting Arm only.
EESPTSB1SZ	Single Pole Tenon Spoke Bracket, 2 3/8" Horizontal Mounting Arm, Bronze Powdercoat Finish, Includes Hardware.
EESPTSB290SZ	Twin Pole Tenon Spoke Bracket, 2 3/8" Horizontal 90° Mounting Arms, Bronze Powdercoat Finish, Includes Hardware.
EESPTSB2180SZ	Twin Pole Tenon Spoke Bracket, 2 3/8" Horizontal 180° Mounting Arms, Bronze Powdercoat Finish, Includes Hardware.
EESPTSB3120SZ*	Triple Pole Tenon Spoke Bracket, 2 3/8" Horizontal 120° Mounting Arms, Bronze Powdercoat Finish, Includes Hardware.
EESPTSB490SZ*	Quad Pole Tenon Spoke Bracket, 2 3/8" Horizontal 90° Mounting Arms, Bronze Powdercoat Finish, Includes Hardware.
EESACCHSG1Z	Die Cast Accessory Housing for Installing Sensors or Other Lighting Control, Bronze Powdercoat Finish.
EES25GSZ	Aluminum House Side Shield, Bronze Powdercoat Finish, Includes Hardware.

Accessories (Order separately, Field installed)	
EES-P18140	110-120VAC Instant Twist Lock Photocell
EES-P18142	110-277VAC Instant Twist Lock Photocell
EES-P18150	120VAC Time Delay Twist Lock Photocell
EES-P18152	277VAC Time Delay Twist Lock Photocell
EES-P18131	Twist Lock Non-Shorting (Open) Cap Disconnects Service to Fixture for Temporary or Permanent Disabling (Fixture Always Off). IP65, 480V Maximum.
EESP18132	Twist Lock Shorting Cap Provides Fixed Service to Fixture (Fixture Always On). IP65, Rated Load 7200w Tungsten.
EES-ACCHS G1Z	Die Cast Accessory Housing for Installing Sensors or Other Lighting Control, Bronze Powdercoat Finish.
EES25GSZ	Aluminum House Side Shield, Bronze Powdercoat Finish, Includes Hardware.

Replacement Parts (Order separately, Field installed)	
EES-STGL	Tempered Clear Flat Glass Lens.
EES-STGLP	Tempered Prismatic Flat Glass Lens.
EES-AZ	Stealth Die-Cast Mounting Arm, Bronze Powdercoat Finish, Includes Hardware. Mounts Directly to Square Poles.
EES-SSFZ	External Mount Die-Cast Adjustable Slipfitter for 2 3/8" Tenons, Bronze Powdercoat Finish, Includes Hardware.
EESALMAAZ	Die-Cast Adaptor for 2 3/8" Horizontal Mounting Arms, Bronze Powdercoat Finish, Includes Hardware.
EES-STYZ	Stamped Heavy-Duty Steel Yoke, Bronze Powdercoat Finish, Includes Hardware.
EES-SSBZ	Two-Piece Stamped Steel Adjustable Bracket, Bronze Powdercoat Finish, Includes Hardware.
EES-EHZ	Die-Cast Easy-Hang Wall Bracket, Bronze Powdercoat Finish, Includes Hardware.



*Special order item. Lead time three weeks.